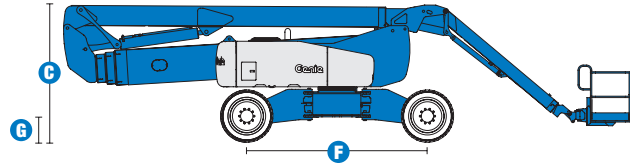
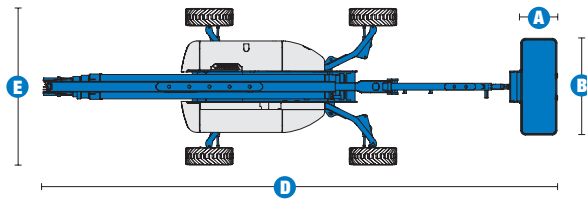


Specifications



MODEL **Z™-135/70**

MEASUREMENTS	US	Metric
Working height max*	141 ft	43.15 m
Platform height max	135 ft	41.15 m
Horizontal reach max - riser extended	59 ft 2 in	18.03 m
Horizontal reach max - riser retracted	69 ft 9 in	21.26 m
Up and over clearance max - riser extended	75 ft 6 in	23.01 m
riser retracted	32 ft 6 in	9.91 m
Below ground reach	19 ft 3 in	6.02 m
A Platform length - 6 ft/8 ft model	2 ft 6 in / 3 ft	.76 m / .91 m
B Platform width - 6 ft/8 ft model	6 ft / 8 ft	1.83 m / 2.44 m
C Height - stowed	10 ft 1 in	3.07 m
D Length - stowed	42 ft 5 in	12.93 m
E Width - axles extended	12 ft 11 in	3.94 m
Width - axles retracted	8 ft 1 in	2.46 m
F Wheelbase - axles extended	13 ft 6 in	4.11 m
Wheelbase - axles retracted	15 ft 6 in	4.72 m
G Ground clearance - center	1 ft 8 in	.51 m

PRODUCTIVITY

Lift capacity	600 lbs	272 kg
Platform rotation	160°	
Turntable rotation	360° continuous	
Turntable tailswing - axles extended riser up	2 ft 7 in	.79 m
Turntable tailswing - riser down	14 ft	4.27 m
Drive speed - stowed	3.0 mph	4.8 km/h
Drive speed - raised	0.7 mph	1.13 km/h
Lift speed to full height	96 sec	
Gradeability**	45%	
Inside turning radius - axles extended	7 ft 6 in	2.29 m
Inside turning radius - axles retracted	18 ft 1 in	5.51 m
Outside turning radius - axles extended	18 ft 6 in	5.64 m
Outside turning radius - axles retracted	25 ft 6 in	7.77 m
Controls	12 V DC proportional	
Tires	445/65 D22.5 18 ply foam-filled	

POWER

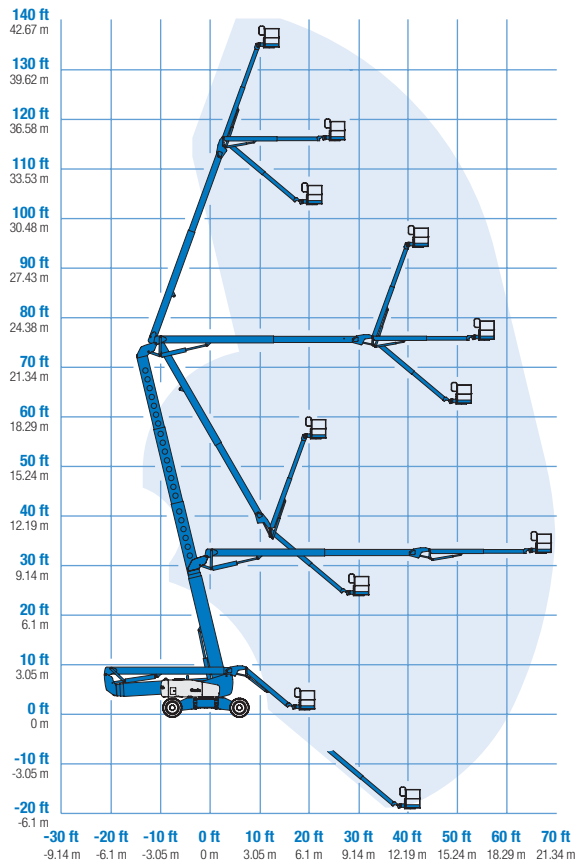
Power source	Deutz Diesel BF4L 2011 4-cylinder diesel, 79 hp (58.9 kW) Perkins 1104C-44 4-cylinder diesel, 83 hp (62 kW) Cummins B4.5L C80 4-cylinder diesel, 80 hp (59.7 kW)
Auxiliary power unit	12 V DC
Hydraulic tank capacity	65 gal 246.1 L
Fuel tank capacity	40 gal 151.4 L

WEIGHT***

	44,900 lbs	20,366 kg
--	------------	-----------

STANDARDS COMPLIANCE ANSI A92.5, CSA B354.4, CE Compliance, AS 1418.10

RANGE OF MOTION Z™-135/70



* The metric equivalent of working height adds 2 m to platform height. U.S. adds 6 ft to platform height.

** Gradeability applies to driving on slopes. See operator's manual for details regarding slope ratings.

*** Weight will vary depending on options and/or country standards.

Features

EASILY CONFIGURED TO MEET YOUR NEEDS

PLATFORM OPTIONS

- Steel 8 ft (2.44 m) (standard)
- Steel 6 ft (1.83 m)
- Steel 6 or 8 ft (1.83 or 2.44 m) tri-entry

JIB

- 12 to 20 ft (3.70 to 6.10 m) JIB EXTEND™

POWER OPTIONS

- Deutz diesel 79 hp (58.9 kW)
- Perkins diesel 83 hp (62 kW)
- Cummins diesel 80 hp (59.7 kW)

DRIVE/STEER

- 4WD (standard)
- 4WS (standard)

TIRE

- Extra-wide rough terrain foam-filled (standard)



STANDARD FEATURES

MEASUREMENTS

- 141 ft (43.15 m) working height
- 69 ft 9 in (21.26 m) horizontal reach
- 75 ft 6 in (23.01 m) up and over clearance
- Up to 600 lb (272 kg) lift capacity

PRODUCTIVITY

- 12 to 20 ft (3.70 to 6.10 m) JIB EXTEND™
- Self-leveling platform
- Fully proportional Hall effect controls
- Drive enable
- AC power to platform
- Horn
- Hour meter
- Tilt alarm
- On-board full diagnostics and engine monitoring display
- ALC 1000 electronic control system
- 360° continuous turntable rotation
- X-Chassis™ extendable axles
- Four wheel high angle steer
- Four steering modes: front, rear, crab and coordinated
- Four wheel brakes
- Full-time positive traction 4WD
- Hydraulic oil cooler
- Adjustable foot switch timeout
- Two speed wheel motors

POWER

- All engines are emissions compliant
- 12 V DC auxiliary power
- Engine protection package
- Deutz intake air heater
- Swing out engine tray

OPTIONS & ACCESSORIES

PRODUCTIVITY

- Platform swing gate
- Half mesh platform inserts with swing gate
- Platform top auxiliary rail
- Air line to platform
- **Arc Pro 275™ Heavy-Duty Welder package**
- Weld leads to platform
- Basic hostile environment kit
- Deluxe hostile environment kit
- Tool tray
- Fluorescent tube caddy
- Pipe cradle (pair)
- Alarm package
- Panel cradle package*
- Platform work lights
- Front driving lights
- Lockable platform control box covers

* Available on select models

POWER

- Engine gauge package
- AC Generator Packages (3000 or 3500 watts)
- Cold Start Packages
- DS UL588 fire protection rating
- Diesel scrubber/spark arrestor
- Diesel spark arrestor muffler

Genie United States

18340 NE 76th Street
P.O. Box 97030
Redmond, Washington 98073-9730

Telephone **(425) 881-1800**
Toll Free in USA/Canada **800-536-1800**
Fax (425) 883-3475

Genie Europe

The Maltings
Wharf Road
Grantham NG31 6BH
U.K.

Telephone **+44 (0)1476 584333**
Fax +44 (0)1476 584334

Email: infoeurope@genieind.com

Distributed By:

For further information, please contact your local distributor or the Genie Industries sales office listed. Continuous improvement of our products is a Genie policy. Product specifications are subject to change without notice or obligation. The photographs and drawings in this brochure are for illustrative purposes only. Refer to the appropriate Operator's Manual for instructions on the proper use of this equipment. Failure to follow the appropriate Operator's Manual when using our equipment or to otherwise act irresponsibly may result in serious injury or death. Prices and specifications subject to change without notice. The only warranty applicable is the standard written warranty applicable to the particular product and sale. Genie makes no other warranty, expressed or implied. Products and services listed may be trademarks, service marks or trade-names of TEREX Corporation and/or its subsidiaries in the USA and other countries and all rights are reserved. Copyright © 2005 Genie Industries, Inc. "Genie" is a Registered Trademark of Genie Industries, Inc. in the USA and many other countries. Genie is a TEREX Company.